



KANSAS TRAFFIC TRENDS 03 - 07

2003	2004	2005	2006	2007
------	------	------	------	------


VEHICLE MILES TRAVELED (BILLIONS)




DEATHS (INDIVIDUALS)




INJURIES (THOUSANDS)



CRASHES (THOUSANDS)



MILEAGE DEATH RATE (PER 100 MILLION MILES)



PUBLISHED BY
KANSAS DEPARTMENT OF TRANSPORTATION
BUREAU OF TRAFFIC SAFETY

KANSAS
UNSAFE
DRIVING ACTS
Killed 419 in 2007

Click it.  Or ticket.
It's Kansas Law.


DRUNK DRIVING
OVER THE LIMIT. UNDER ARREST.
A Program of the Kansas Department of Transportation

NOTE:

UNSAFE DRIVER ACTIONS WERE RESPONSIBLE FOR THE KANSAS TRAFFIC FATALITIES. USUALLY THERE IS MORE THAN ONE CONTRIBUTING CIRCUMSTANCES IN A TRAFFIC FATALITY. THE MAJOR REASONS IN 2007 WERE AS FOLLOWS-

THE
KANSAS AMERICAN LEGION
AND
THE KANSAS DEPARTMENT OF TRANSPORTATION,
BUREAU OF TRAFFIC SAFETY,
JOIN IN URGING YOU TO DRIVE DEFENSIVELY.

Did you know...

- | | |
|--|------------|
| DRIVERS SPEED TOO GREAT FOR EXISTING CONDITIONSKILLED | 2007
82 |
| 2. DRINKING AND DRIVING...KILLED | 120 |
| 3. DRIVING ON WRONG SIDE OF ROADKILLED | 60 |
| 4. DRIVER FAILING TO YIELD RIGHT OF WAYKILLED | 69 |
| 5. DRIVER PASSING IMPROPERLY. KILLED | 10 |
| 6. DRIVER STRIKING PEDESTRIAN.....KILLED | 23 |
| 7. DRIVER ASLEEP..... KILLED | 19 |
| 8. DRIVER FAILED TO LOOK AND LISTEN AT RR CROSSING KILLED | 12 |
| 9. ONE CAR FATAL CRASHES - NO OTHER VEHICLE INVOLVED..... KILLED | 245 |

	FATALITIES				
	2003	2004	2005	2006	2007
MEMORIAL	3	3	3	7	6
JULY 4TH	5	0	4	4	1
LABOR	7	7	2	7	3
THANKSGIVING	2	10	3	9	9
CHRISTMAS	1	1	4	5	8
NEW YEARS	8	8	2	6	4

**SAFETY BELTS SAVE LIVES-
IF USED PROPERLY!**

In 2007, it is estimated that 37 lives were saved in Kansas, by individuals using safety belts.



KANSAS
DEPARTMENT OF TRANSPORTATION